

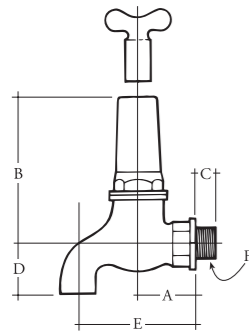
Special Water Fittings

Dimensions in millimeters

SLSK254 Bibcock With Key

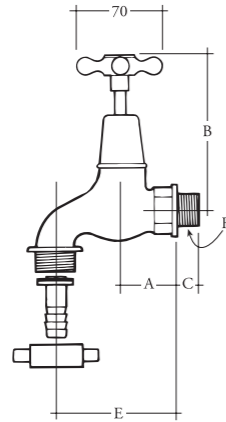
Lockshield pattern with ferrule guard and loose key. 1/2" and 3/4". Chrome plated. BS1010/73

	1/2"	3/4"
A	31	51
B	76	102
C	13	16
D	20	25
E	75	90
F	1/2 BSP	3/4 BSP



SX255 Bibcock With Hose Union

Fitted with screw-on hose couplings. Capstan head. 1/2" and 3/4". Chrome plated. BS1010/73.

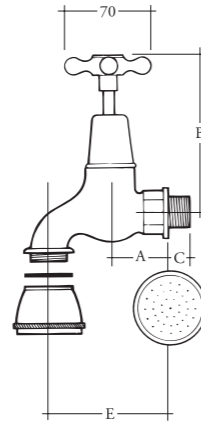


SX250 Bibcock With Spray

Fitted with small removable spray rose. 1/2" only. Chrome plated. BS1010/73.

SX260 Bibcock

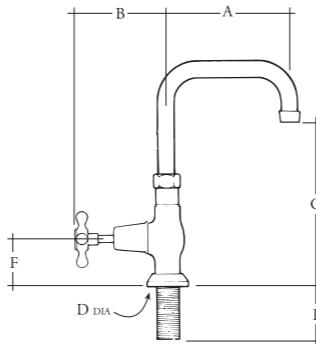
With flow straightener. 1/2" and 3/4". BS1010/73.



SX7146 Pillar Valve With Raised Swivel Nozzle

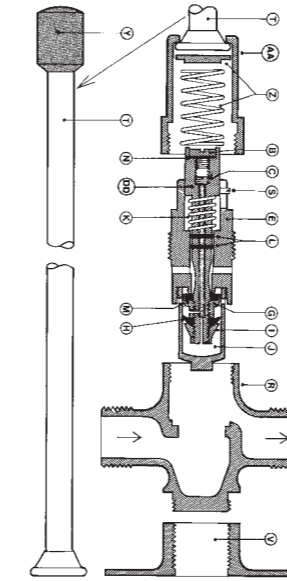
1/2" and 3/4" only. Chrome plated. BS1010/73.

	1/2"	3/4"
A	200/250/300	
B	95	115
C	185	185
D	44	55
E	63	63
F	60	80



Knee-Action Valve (Non Concussive Self Closing)

NC2722 Knee-Action Valve

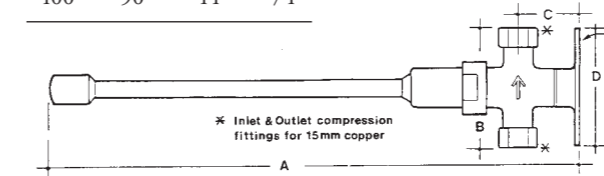


Knee-Action Valve Parts

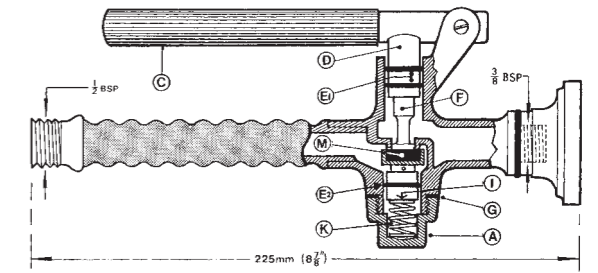
- AA Shield
- B Sealing Screws
- C Adjustable Needle
- DD Main Spindle
- E Cover
- G Seating
- H Cup Washer
- I Cup Washer Nut
- J Chamber
- K Spindle Ring
- L 'O' Ring
- M Adjusting Needle
- N Fibre Washer
- R Body
- S Knighting Screw
- T Control Lever
- V Wall Flange
- Y Buffer
- X Lever Spring Assembly

NC2722 Knee-Action Valves

A	B	C	D
400	90	44	74



Grip Valves (Non Concussive Self Closing)



Grip Valve Parts

- A Cap
- C Lever
- D Bush
- E1 'O' Rings 111. E2 112
- F Spindle
- G Fibre Washer
- I Screwdriver Slot
- K Spring
- M Seating Washer

Grip Valve: Stripping and Assembly Procedure.

1. Remove cap (A)
2. Remove spring (K)
3. Unscrew spindle (F) using screwdriver slot at (I)
4. Remove lever (C)
5. Push out spindle (F)
6. To replace washer unscrew at (M)

Assembly in reverse order.

These valves are non-concussive in action and suitable for all standard supply pressures.

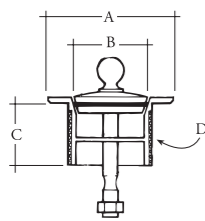
S301B 'TiltIt' Waste Set

Fitted with captive safety plug. 1 1/4" for basin and 1 1/2" for bath. Chrome plated.

S301S 'TiltIt' Waste Set

As above for use in the sink but with overflow slot.

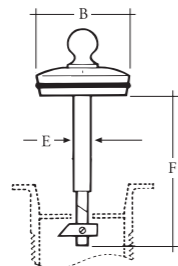
	A	B	C	D
Bath	72	44	72	1 1/2 BSP
Sink	85	44	85	1 1/2 BSP
Basin	60	38	85	1 1/4 BSP



S301 Captive Plug Only

Suitable for standard wastes. The plug is secured with balanced toggle below the grating and can be detached for easy cleaning. 1 1/4" for basin and 1 1/2" for bath or sink. Chrome plated

	B	E	F
1 1/2"	44	8	70
1 1/4"	38	8	70



TT284 Extensions

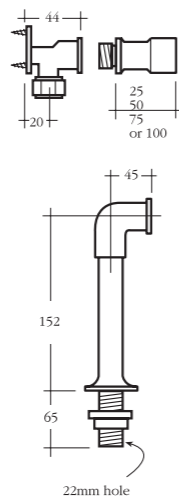
Male & Female connections. 1/2" and 3/4". Chrome plated.

TT280 Bib Standard

For use with all standard bibcocks. 1/2" only. Chrome plated.

TT282 Backplate Elbow

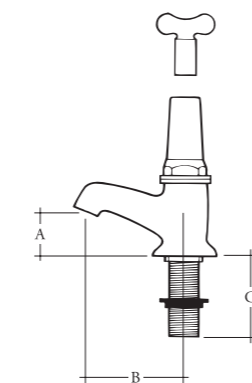
1/2". Chrome plated.



SLSK109 Pillar Valve With Key

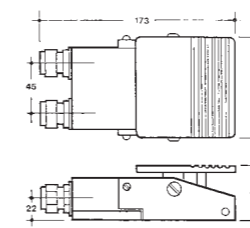
Fitted with ferrule guard and loose key. 3/4" only. Chrome plated. BS1010/73

	1/2"	3/4"
A	20	25
B	75	100
C	63	75

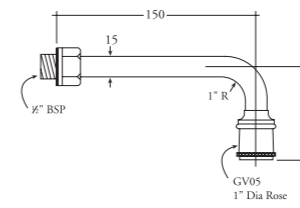


Foot-Action Valve (Non Concussive Self Closing)

NC2780 Foot-Action Valve

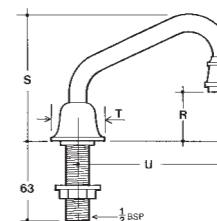


NC2781s Spray Arm



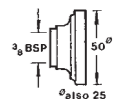
NC104 Pillar Spray Nozzle NC2782 Pillar Spray Nozzle

	104	2782
R	55	170
S	125	220
T	45	45
U	140	140
V	63	63

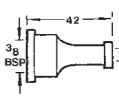


Grip Valve Accessories

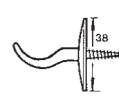
GV10 2" Diameter Rose Attachment



GV15 Jet Attachment



GV30 Wall Hook



GV20 90° Elbow Attachment

